



It's all about
your
Comfort

www.glimpsefaucets.com

W.E.F. 1st May 2024



GANGA INDUSTRIES

MISSION

- We believe in quality and offer excellent product with the use of latest technology, skilled and expert manpower.
- We believe that customers are most valuable asset for us and we always try to satisfy them at all.

VISION













- Company wants to deliver world class quality products to their customers.
- Move towards the leadership in the bathroom fitting industry In order to fulfill demand company constant improvise product design and style

VALUES

- We always value all the relations who along with us. Company works with ethics at all-around it's business. We never compromise with QUALITY and provide most valuable products to our customers.
- Our Core Values have shaped the culture and defined the character of our company,
- **Best People** : Attracting and developing the best talent for our business, stretching our people and developing a "can do" attitude.
- **Customer Value Creation** : Offer the world class quality products at affordable rate & satisfied them at all.
- **One Global Network** : Mobilizing the power of teaming to deliver consistently exceptional service to our clients anywhere in the world
- **Integrity** : Inspiring trust by taking responsibility, acting ethically, and encouraging honest.

A Brand with a focus on **INNOVATION**

Our distinctive blend of brand, service and innovation has led to huge success. Our faucets and accessories are produced, sold, distributed and selected for use in the finest most innovative projects, to create an experience like no other.

	Page Number 01	EXOTICA COLLECTION (15MM CARTRIDGE)		Page Number 10	FLORET COLLECTION (15MM CARTRIDGE)
	02	PRIME COLLECTION (15MM CARTRIDGE)		11	SAGA COLLECTION (20MM CARTRIDGE)
	03	VIVA COLLECTION (15MM CARTRIDGE)		12	SIGNET COLLECTION (15MM CARTRIDGE)
	04	CRYSTAL COLLECTION (15MM CARTRIDGE)		13	FUSSION COLLECTION (20MM CARTRIDGE)
	05	BELEZA COLLECTION (15MM CARTRIDGE)		14	WATER BASE COLLECTION
	06	NEO COLLECTION (15MM CARTRIDGE)		14	SPOUT COLLECTION
	07	FLORA COLLECTION (15MM CARTRIDGE)		15	SHOWER COLLECTION
	08	AUSTIN COLLECTION (15MM CARTRIDGE)		16	ALLIED COLLECTION
	09	CORA COLLECTION (20MM CARTRIDGE)			



Experience Innovation in your daily life

Each day,
we study the ways in which people interact with water. We learn from our observations. And
then, we innovate.

Working in tandem, our engineers and designers merge new technologies with equally novel
product designs. We ensure durability, by testing our products again and again - backing
them with comprehensive warranties, and a wide selection of repair and replacement parts..
And every step of the way, we focus on sustain ability.

By constantly crafting bold styles and revolutionary technologies, we are creating a better
way to experience water.



EXOTICA

COLLECTION (15MM CARTRIDGE)



BIB COCK WITH WALL FLANGE
CAT NO. 5101 | MRP : 870



PILLAR COCK
CAT NO. 5102 | MRP : 1110



ANGULAR STOP COCK WITH FLANGE
CAT NO. 5103 | MRP : 740



BIB COCK LONG BODY WITH WALL FLANGE
CAT NO. 5104 | MRP : 1020



2 WAY BIB COCK WITH WALL FLANGE
CAT NO. 5105 | MRP : 1590



CONCEALED STOP COCK, EXTRA HEAVY BODY
WITH ADJUSTABLE WALL FLANGE
CAT NO. 5106 | MRP : 1020




SINK COCK WITH REG. SWINGING SPOUT
WITH WALL FLANGE (W/M)
CAT NO. 5107 | MRP : 1520



SINK COCK WITH REG. SWINGING SPOUT
(T/M SWAN NECK)
CAT NO. 5108 | MRP : 1600



CENTRAL HOLE BASIN MIXER WITH REG.
SPOUT WITH 450 MM BRAIDED HOSES
CAT NO. 5109 | MRP : 2970



SINK MIXER REG. SWINGING SPOUT (W/M)
CAT NO. 5110 | MRP : 3430



WALL MIXER WITH BEND FOR
ARRANGEMENT OF OVERHEAD SHOWER
CAT NO. 5111 | MRP : 4710



WALL MIXER WITH CRUTCH FOR
ARRANGEMENT OF TELEPHONIC SHOWER
CAT NO. 5112 | MRP : 4710



WALL MIXER 3 IN 1 SYS. WITH PROVISION
FOR TEL & OVERHEAD SHOWER
CAT NO. 5113 | MRP : 5140



PILLAR COCK WITH EXTENSION BODY
CAT NO. 5114 | MRP : 1770



FLUSH COCK WITH WASHER SYSTEM
& ADJUSTABLE WALL FLANGE (25MM) (LIGHT)
CAT NO. 5115 | MRP : 1520



FLUSH COCK WITH WASHER SYSTEM
& ADJUSTABLE WALL FLANGE (25MM) (HEAVY)
CAT NO. 5116 | MRP : 1830



2 WAY ANGULAR STOP COCK
CAT NO. 5117 | MRP : 1520



NOZZLE BIB COCK
CAT NO. 5118 | MRP : 990



PRIME

COLLECTION (15MM CARTRIDGE)



BIB COCK WITH WALL FLANGE
CAT NO. 5201 | MRP : 900



PILLAR COCK
CAT NO. 5202 | MRP : 1150



ANGULAR STOP COCK WITH WALL FLANGE
CAT NO. 5203 | MRP : 740



BIB COCK LONG BODY WITH WALL FLANGE
CAT NO. 5204 | MRP : 1040



2 WAY BIB COCK WITH WALL FLANGE
CAT NO. 5205 | MRP : 1630



CONCEALED STOP COCK, EXTRA HEAVY BODY
WITH ADJUSTABLE WALL FLANGE
CAT NO. 5206 | MRP : 1070



SINK COCK WITH REG. SWINGING SPOUT
WITH WALL FLANGE (W/M)
CAT NO. 5207 | MRP : 1530



SINK COCK WITH REG. SWINGING SPOUT
(T/M SWAN NECK)
CAT NO. 5208 | MRP : 1600



CENTRAL HOLE BASIN MIXER WITH REG.
SPOUT WITH 450 MM BRAIDED HOSES
CAT NO. 5209 | MRP : 2950



SINK MIXER REG. SWINGING SPOUT (W/M)
CAT NO. 5210 | MRP : 3470



WALL MIXER WITH BEND FOR
ARRANGEMENT OF OVERHEAD SHOWER
CAT NO. 5211 | MRP : 5010



WALL MIXER WITH CRUTCH FOR
ARRANGEMENT OF TELEPHONIC SHOWER
CAT NO. 5212 | MRP : 5010



WALL MIXER 3 IN 1 SYS. WITH PROVISION
FOR TEL & OVERHEAD SHOWER
CAT NO. 5213 | MRP : 5360



PILLAR COCK WITH EXTENSION BODY
CAT NO. 5214 | MRP : 1860



FLUSH COCK WITH WASHER SYSTEM
& ADJUSTABLE WALL FLANGE (25MM) (LIGHT)
CAT NO. 5215 | MRP : 1590



FLUSH COCK WITH WASHER SYSTEM
& ADJUSTABLE WALL FLANGE (25MM) (HEAVY)
CAT NO. 5216 | MRP : 1920



2 WAY ANGULAR STOP COCK
CAT NO. 5217 | MRP : 1530



NOZZLE BIB COCK
CAT NO. 5218 | MRP : 990



VIVA

COLLECTION (15MM CARTRIDGE)



BIB COCK WITH WALL FLANGE
CAT NO. 5301 | MRP : 910



PILLAR COCK
CAT NO. 5302 | MRP : 1130



ANGULAR STOP COCK WITH WALL FLANGE
CAT NO. 5303 | MRP : 750



BIB COCK LONG BODY WITH WALL FLANGE
CAT NO. 5304 | MRP : 1020



2 WAY BIB COCK WITH WALL FLANGE
CAT NO. 5305 | MRP : 1660



CONCEALED STOP COCK, EXTRA HEAVY BODY
WITH ADJUSTABLE WALL FLANGE
CAT NO. 5306 | MRP : 1110



SINK COCK WITH REG. SWINGING SPOUT
WITH WALL FLANGE (W/M)
CAT NO. 5307 | MRP : 1660



SINK COCK WITH REG. SWINGING SPOUT
(T/M SWAN NECK)
CAT NO. 5308 | MRP : 1690




CENTRAL HOLE BASIN MIXER WITH REG.
SPOUT WITH 450 MM BRAIDED HOSES
CAT NO. 5309 | MRP : 3180



SINK MIXER REG. SWINGING SPOUT (W/M)
CAT NO. 5310 | MRP : 3690



WALL MIXER WITH BEND FOR
ARRANGEMENT OF OVERHEAD SHOWER
CAT NO. 5311 | MRP : 5030



WALL MIXER WITH CRUTCH FOR
ARRANGEMENT OF TELEPHONIC SHOWER
CAT NO. 5312 | MRP : 5030



WALL MIXER 3 IN 1 SYS. WITH PROVISION
FOR TEL & OVERHEAD SHOWER
CAT NO. 5313 | MRP : 5460



PILLAR COCK WITH EXTENSION BODY
CAT NO. 5314 | MRP : 1960



FLUSH COCK WITH WASHER SYSTEM
& ADJUSTABLE WALL FLANGE (25MM) (LIGHT)
CAT NO. 5315 | MRP : 1600



FLUSH COCK WITH WASHER SYSTEM
& ADJUSTABLE WALL FLANGE (25MM) (HEAVY)
CAT NO. 5316 | MRP : 1930



2 WAY ANGULAR STOP COCK
CAT NO. 5317 | MRP : 1550



NOZZLE BIB COCK
CAT NO. 5318 | MRP : 1010



CRYSTAL

COLLECTION (15MM CARTRIDGE)



BIB COCK WITH WALL FLANGE
CAT NO. 5401 | MRP : 960



PILLAR COCK
CAT NO. 5402 | MRP : 1150



ANGULAR STOP COCK WITH WALL FLANGE
CAT NO. 5403 | MRP : 840



BIB COCK LONG BODY WITH WALL FLANGE
CAT NO. 5404 | MRP : 1080



2 WAY BIB COCK WITH WALL FLANGE
CAT NO. 5405 | MRP : 1790



CONCEALED STOP COCK, EXTRA HEAVY BODY
WITH ADJUSTABLE WALL FLANGE
CAT NO. 5406 | MRP : 1130



SINK COCK WITH REG. SWINGING SPOUT
WITH WALL FLANGE (W/M)
CAT NO. 5407 | MRP : 1560



SINK COCK WITH REG. SWINGING SPOUT
(T/M SWAN NECK)
CAT NO. 5408 | MRP : 1600



CENTRAL HOLE BASIN MIXER WITH REG.
SPOUT WITH 450 MM BRAIDED HOSES
CAT NO. 5409 | MRP : 3350



SINK MIXER REG. SWINGING SPOUT (W/M)
CAT NO. 5410 | MRP : 3820



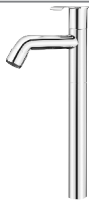
WALL MIXER WITH BEND FOR
ARRANGEMENT OF OVERHEAD SHOWER
CAT NO. 5411 | MRP : 5200



WALL MIXER WITH CRUTCH FOR
ARRANGEMENT OF TELEPHONIC SHOWER
CAT NO. 5412 | MRP : 5200



WALL MIXER 3 IN 1 SYS. WITH PROVISION
FOR TEL & OVERHEAD SHOWER
CAT NO. 5413 | MRP : 5520



PILLAR COCK WITH EXTENSION BODY
CAT NO. 5414 | MRP : 1890



FLUSH COCK WITH WASHER SYSTEM
& ADJUSTABLE WALL FLANGE (25MM) (LIGHT)
CAT NO. 5415 | MRP : 1600



FLUSH COCK WITH WASHER SYSTEM
& ADJUSTABLE WALL FLANGE (25MM) (HEAVY)
CAT NO. 5416 | MRP : 1920



2 WAY ANGULAR STOP COCK
CAT NO. 5417 | MRP : 1580



NOZZLE BIB COCK
CAT NO. 5418 | MRP : 1010



BELEZA

COLLECTION (15MM CARTRIDGE)



BIB COCK WITH WALL FLANGE
CAT NO. 5501 | MRP : 980



PILLAR COCK
CAT NO. 5502 | MRP : 1080



ANGULAR STOP COCK WITH WALL FLANGE
CAT NO. 5503 | MRP : 910



BIB COCK LONG BODY WITH WALL FLANGE
CAT NO. 5504 | MRP : 1090



2 WAY BIB COCK WITH WALL FLANGE
CAT NO. 5505 | MRP : 1730



CONCEALED STOP COCK, EXTRA HEAVY BODY
WITH ADJUSTABLE WALL FLANGE
CAT NO. 5506 | MRP : 1250



SINK COCK WITH REG. SWINGING SPOUT
WITH WALL FLANGE (W/M)
CAT NO. 5507 | MRP : 1630



SINK COCK WITH REG. SWINGING SPOUT
(T/M SWAN NECK)
CAT NO. 5508 | MRP : 1790



CENTRAL HOLE BASIN MIXER WITH REG.
SPOUT WITH 450 MM BRAIDED HOSES
CAT NO. 5509 | MRP : 3480



SINK MIXER REG. SWINGING SPOUT (W/M)
CAT NO. 5510 | MRP : 3510



WALL MIXER WITH BEND FOR
ARRANGEMENT OF OVERHEAD SHOWER
CAT NO. 5511 | MRP : 5070



WALL MIXER WITH CRUTCH FOR
ARRANGEMENT OF TELEPHONIC SHOWER
CAT NO. 5512 | MRP : 5070



WALL MIXER 3 IN 1 SYS. WITH PROVISION
FOR TEL & OVERHEAD SHOWER
CAT NO. 5513 | MRP : 5540



PILLAR COCK WITH EXTENSION BODY
CAT NO. 5514 | MRP : 2030



FLUSH COCK WITH WASHER SYSTEM
& ADJUSTABLE WALL FLANGE (25MM) (LIGHT)
CAT NO. 5515 | MRP : 1600



FLUSH COCK WITH WASHER SYSTEM
& ADJUSTABLE WALL FLANGE (25MM) (HEAVY)
CAT NO. 5516 | MRP : 1920



2 WAY ANGULAR STOP COCK
CAT NO. 5517 | MRP : 1590



NOZZLE BIB COCK
CAT NO. 5518 | MRP : 1020



NEO

COLLECTION (15MM CARTRIDGE)



BIB COCK WITH WALL FLANGE
CAT NO. 5601 | MRP : 1010



PILLAR COCK
CAT NO. 5602 | MRP : 1160



ANGULAR STOP COCK WITH WALL FLANGE
CAT NO. 5603 | MRP : 900



BIB COCK LONG BODY WITH WALL FLANGE
CAT NO. 5604 | MRP : 1160



2 WAY BIB COCK WITH WALL FLANGE
CAT NO. 5605 | MRP : 1820



CONCEALED STOP COCK, EXTRA HEAVY BODY
WITH ADJUSTABLE WALL FLANGE
CAT NO. 5606 | MRP : 1310



SINK COCK WITH REG. SWINGING SPOUT
WITH WALL FLANGE (W/M)
CAT NO. 5607 | MRP : 1680



SINK COCK WITH REG. SWINGING SPOUT
(T/M SWAN NECK)
CAT NO. 5608 | MRP : 1850



CENTRAL HOLE BASIN MIXER WITH REG.
SPOUT WITH 450 MM BRAIDED HOSES
CAT NO. 5609 | MRP : 3590



SINK MIXER REG. SWINGING SPOUT (W/M)
CAT NO. 5610 | MRP : 3590



WALL MIXER WITH BEND FOR
ARRANGEMENT OF OVERHEAD SHOWER
CAT NO. 5611 | MRP : 5070



WALL MIXER WITH CRUTCH FOR
ARRANGEMENT OF TELEPHONIC SHOWER
CAT NO. 5612 | MRP : 5070



WALL MIXER 3 IN 1 SYS. WITH PROVISION
FOR TEL & OVERHEAD SHOWER
CAT NO. 5613 | MRP : 5320



PILLAR COCK WITH EXTENSION BODY
CAT NO. 5614 | MRP : 2180



FLUSH COCK WITH WASHER SYSTEM
& ADJUSTABLE WALL FLANGE (25MM) (LIGHT)
CAT NO. 5615 | MRP : 1630



FLUSH COCK WITH WASHER SYSTEM
& ADJUSTABLE WALL FLANGE (25MM) (HEAVY)
CAT NO. 5616 | MRP : 1950



2 WAY ANGULAR STOP COCK
CAT NO. 5617 | MRP : 1590



NOZZLE BIB COCK
CAT NO. 5618 | MRP : 1020



FLORA

COLLECTION (15MM CARTRIDGE)



BIB COCK WITH WALL FLANGE
CAT NO. 5701 | MRP : 1440



PILLAR COCK
CAT NO. 5702 | MRP : 1590



ANGULAR STOP COCK WITH WALL FLANGE
CAT NO. 5703 | MRP : 1230



BIB COCK LONG BODY WITH WALL FLANGE
CAT NO. 5704 | MRP : 1580



2 IN 1 BIB COCK WITH WALL FLANGE
CAT NO. 5705 | MRP : 1610



CONCEALED STOP COCK, EXTRA HEAVY BODY
WITH ADJUSTABLE WALL FLANGE
CAT NO. 5706 | MRP : 1380




SINK COCK WITH REG. SWINGING SPOUT
WITH WALL FLANGE (W/M)
CAT NO. 5707 | MRP : 2350



SINK COCK WITH REG. SWINGING SPOUT
(T/M SWAN NECK)
CAT NO. 5708 | MRP : 2500



CENTRAL HOLE BASIN MIXER WITH REG.
SPOUT WITH 450 MM BRAIDED HOSES
CAT NO. 5709 | MRP : 3890



SINK MIXER REG. SWINGING SPOUT (W/M)
CAT NO. 5710 | MRP : 4790



WALL MIXER WITH BEND FOR
ARRANGEMENT OF OVERHEAD SHOWER
CAT NO. 5711 | MRP : 6170



WALL MIXER WITH CRUTCH FOR
ARRANGEMENT OF TELEPHONIC SHOWER
CAT NO. 5712 | MRP : 6170



WALL MIXER 3 IN 1 SYS. WITH PROVISION
FOR TEL & OVERHEAD SHOWER
CAT NO. 5713 | MRP : 6730



PILLAR COCK WITH EXTENSION BODY
CAT NO. 5714 | MRP : 3420



FLUSH COCK WITH WASHER SYSTEM
& ADJUSTABLE WALL FLANGE (25MM) (HEAVY)
CAT NO. 5715 | MRP : 2100



AUSTIN

COLLECTION (15MM CARTRIDGE)



BIB COCK WITH WALL FLANGE
CAT NO. 5801 | MRP : 1470



PILLAR COCK
CAT NO. 5802 | MRP : 1650



ANGULAR STOP COCK WITH WALL FLANGE
CAT NO. 5803 | MRP : 1220



BIB COCK LONG BODY WITH WALL FLANGE
CAT NO. 5804 | MRP : 1600



2 IN 1 BIB COCK WITH WALL FLANGE
CAT NO. 5805 | MRP : 1830



CONCEALED STOP COCK, EXTRA HEAVY BODY
WITH ADJUSTABLE WALL FLANGE
CAT NO. 5806 | MRP : 1410



SINK COCK WITH REG. SWINGING SPOUT
WITH WALL FLANGE (W/M)
CAT NO. 5807 | MRP : 2490



SINK COCK WITH REG. SWINGING SPOUT
(T/M SWAN NECK)
CAT NO. 5808 | MRP : 2580



CENTRAL HOLE BASIN MIXER WITH REG.
SPOUT WITH 450 MM BRAIDED HOSES
CAT NO. 5809 | MRP : 4070



SINK MIXER REG. SWINGING SPOUT (W/M)
CAT NO. 5810 | MRP : 4850



WALL MIXER WITH BEND FOR
ARRANGEMENT OF OVERHEAD SHOWER
CAT NO. 5811 | MRP : 6480



WALL MIXER WITH CRUTCH FOR
ARRANGEMENT OF TELEPHONIC SHOWER
CAT NO. 5812 | MRP : 6480



WALL MIXER 3 IN 1 SYS. WITH PROVISION
FOR TEL & OVERHEAD SHOWER
CAT NO. 5813 | MRP : 6670



PILLAR COCK WITH EXTENSION BODY
CAT NO. 5814 | MRP : 3430



FLUSH COCK WITH WASHER SYSTEM
& ADJUSTABLE WALL FLANGE (25MM) (HEAVY)
CAT NO. 5815 | MRP : 2130



HIGH FLOW SINGLE LEVER CONCEALED DIVERTOR
COMPLETE (45MM CARTRIDGE)
CAT NO. 5816 | MRP : 7280



CORA


COLLECTION (20MM CARTRIDGE)



BIB COCK WITH WALL FLANGE
CAT NO. 6301 | MRP : 1580



PILLAR COCK
CAT NO. 6302 | MRP : 1960



ANGULAR STOP COCK WITH WALL FLANGE
CAT NO. 6303 | MRP : 1290



BIB COCK LONG BODY WITH WALL FLANGE
CAT NO. 6304 | MRP : 1830



2 IN 1 BIB COCK WITH WALL FLANGE
CAT NO. 6305 | MRP : 1910



CONCEALED STOP COCK, EXTRA HEAVY BODY
WITH ADJUSTABLE WALL FLANGE
CAT NO. 6306 | MRP : 1770




SINK COCK WITH REG. SWINGING SPOUT
WITH WALL FLANGE (W/M)
CAT NO. 6307 | MRP : 2560



SINK COCK WITH REG. SWINGING SPOUT
(T/M SWAN NECK)
CAT NO. 6308 | MRP : 2700



SINK MIXER WITH
REGULAR SWING SPOUT (W/M)
CAT NO. 6309 | MRP : 5190



WALL MIXER NON TELEPHONIC
CAT NO. 6310 | MRP : 4960



CENTRAL HOLE BASIN MIXER WITH REGULAR
SPOUT WITH 450MM BRAIDED HOSES
CAT NO. 6319 | MRP : 4150



PILLAR COCK WITH EXTENSION BODY
CAT NO. 6322 | MRP : 3200



WALL MIXER WITH BEND FOR
ARRANGEMENT OF OVERHEAD SHOWER
CAT NO. 6311 | MRP : 6540



WALL MIXER WITH CRUTCH FOR
ARRANGEMENT OF TELEPHONIC SHOWER
CAT NO. 6312 | MRP : 6540



WALL MIXER 3 IN 1 WITH PROVISION FOR BOTH
TELEPHONIC & OVERHEAD SHOWER
CAT NO. 6313 | MRP : 7100



FLUSH COCK WITH WASHER SYSTEM HEAVY
AND ADJUSTABLE WALL FLANGE (25MM)
CAT NO. 6314 | MRP : 2680



SINGLE LEVER BASIN MIXER WITH
450MM BRAIDED HOSES
CAT NO. 6315 | MRP : 4820



SINGLE LEVER BASIN MIXER WITH EXTENSION
BODY WITH 450MM BRAIDED HOSES
CAT NO. 6316 | MRP : 6080



SINGLE LEVER CONCEALED DIVERTOR
UPPER PARTS (HANDLE + FLANGE + SLEEVE)
CAT NO. 6320 | MRP : 2760



HIGH FLOW SINGLE LEVER CONCEALED DIVERTOR
UPPER PARTS (HANDLE + FLANGE + SLEEVE)
CAT NO. 6321 | MRP : 3540



FLORET

COLLECTION (15MM CARTRIDGE)



BIB COCK WITH WALL FLANGE
CAT NO. 6101 | MRP : 1580



PILLAR COCK
CAT NO. 6102 | MRP : 1980



ANGULAR STOP COCK WITH WALL FLANGE
CAT NO. 6103 | MRP : 1380



BIB COCK LONG BODY WITH WALL FLANGE
CAT NO. 6104 | MRP : 1940



2 WAY BIB COCK WITH WALL FLANGE
CAT NO. 6105 | MRP : 2880



CONCEALED STOP COCK, EXTRA HEAVY BODY
WITH ADJUSTABLE WALL FLANGE
CAT NO. 6106 | MRP : 1990



SINK COCK WITH REG. SWINGING SPOUT
WITH WALL FLANGE (W/M)
CAT NO. 6107 | MRP : 2970



SINK COCK WITH REG. SWINGING SPOUT
(T/M SWAN NECK)
CAT NO. 6108 | MRP : 2820



SINK MIXER WITH
REGULAR SWING SPOUT (W/M)
CAT NO. 6109 | MRP : 5600



WALL MIXER NON TELEPHONIC
CAT NO. 6110 | MRP : 5240




CENTRAL HOLE BASIN MIXER WITH REGULAR
SPOUT WITH 450MM BRAIDED HOSES
CAT NO. 6127 | MRP : 5870



PILLAR COCK WITH EXTENSION BODY
CAT NO. 6120 | MRP : 4360



WALL MIXER WITH BEND FOR
ARRANGEMENT OF OVERHEAD SHOWER
CAT NO. 6111 | MRP : 7390



WALL MIXER WITH CRUTCH FOR
ARRANGEMENT OF TELEPHONIC SHOWER
CAT NO. 6112 | MRP : 7390



WALL MIXER 3 IN 1 WITH PROVISION FOR BOTH
TELEPHONIC & OVERHEAD SHOWER
CAT NO. 6113 | MRP : 7550



FLUSH COCK WITH WASHER SYSTEM / QUARTER
TURN AND ADJUSTABLE WALL FLANGE (25MM)
CAT NO. 6114-6115 | MRP : 3030



SINGLE CONCEALED STOP COCK WITH
BASIN SPOUT (ONE PIECE COMPOSITE BODY)
CAT NO. 6121 | MRP : 4280



HIGH PRESSURE FLUSH COCK (WAVES) 36MM
(CERAMIC CARTRIDGE) & ADJUSTABLE WALL FLANGE
CAT NO. 6116 | MRP : 3480



SINGLE LEVER BASIN MIXER WITH 450MM
BRAIDED HOSES / EXTENSION BODY
CAT NO. 6117 | MRP : 7470
CAT NO. 6128 | MRP : 11240



SINGLE LEVER CONCEALED DIVERTOR / HIGH FLOW
UPPER PARTS (HANDLE + FLANGE + SLEEVE)
CAT NO. 6118 | MRP : 2760
CAT NO. 6119 | MRP : 3540



SINGLE LEVER BASIN MIXER
WALL MOUNTED
CONCEALED BODY (NEW)
CAT NO. 6124 | MRP : 8010



2 IN 1 BIB COCK WITH WALL FLANGE
CAT NO. 6129 | MRP : 2720



SAGA

COLLECTION (20MM CARTRIDGE)



BIB COCK WITH WALL FLANGE
CAT NO. 6401 | MRP : 1660



PILLAR COCK
CAT NO. 6402 | MRP : 2090



ANGULAR STOP COCK WITH WALL FLANGE
CAT NO. 6403 | MRP : 1410



BIB COCK LONG BODY WITH WALL FLANGE
CAT NO. 6404 | MRP : 1920



2 IN 1 BIB COCK WITH WALL FLANGE
CAT NO. 6405 | MRP : 2010



CONCEALED STOP COCK, EXTRA HEAVY BODY
WITH ADJUSTABLE WALL FLANGE
CAT NO. 6406 | MRP : 1990




SINK COCK WITH REG. SWINGING SPOUT
WITH WALL FLANGE (W/M)
CAT NO. 6407 | MRP : 2640



SINK COCK WITH REG. SWINGING SPOUT
(T/M SWAN NECK)
CAT NO. 6408 | MRP : 2780



SINK MIXER WITH
REGULAR SWING SPOUT (W/M)
CAT NO. 6409 | MRP : 5430



WALL MIXER NON TELEPHONIC
CAT NO. 6410 | MRP : 5190



CENTRAL HOLE BASIN MIXER WITH REGULAR
SPOUT WITH 450MM BRAIDED HOSES
CAT NO. 6417 | MRP : 4380



PILLAR COCK WITH EXTENSION BODY
CAT NO. 6420 | MRP : 3320



WALL MIXER WITH BEND FOR
ARRANGEMENT OF OVERHEAD SHOWER
CAT NO. 6411 | MRP : 6750



WALL MIXER WITH CRUTCH FOR
ARRANGEMENT OF TELEPHONIC SHOWER
CAT NO. 6412 | MRP : 6750



WALL MIXER 3 IN 1 WITH PROVISION FOR BOTH
TELEPHONIC & OVERHEAD SHOWER
CAT NO. 6413 | MRP : 7400



FLUSH COCK WITH WASHER SYSTEM HEAVY
AND ADJUSTABLE WALL FLANGE (25MM)
CAT NO. 6414 | MRP : 2770



SINGLE LEVER BASIN MIXER WITH
450MM BRAIDED HOSES
CAT NO. 6415 | MRP : 5140



SINGLE LEVER BASIN MIXER WITH EXTENSION
BODY WITH 450MM BRAIDED HOSES
CAT NO. 6416 | MRP : 6400



SINGLE LEVER CONCEALED DIVERTOR
UPPER PARTS (HANDLE + FLANGE + SLEEVE)
CAT NO. 6418 | MRP : 2890



HIGH FLOW SINGLE LEVER CONCEALED DIVERTOR
UPPER PARTS (HANDLE + FLANGE + SLEEVE)
CAT NO. 6419 | MRP : 3690



SIGNET

COLLECTION (15MM CARTRIDGE)



BIB COCK WITH WALL FLANGE
CAT NO. 5901 | MRP : 1690



PILLAR COCK
CAT NO. 5902 | MRP : 1800



ANGULAR STOP COCK WITH WALL FLANGE
CAT NO. 5903 | MRP : 1570



BIB COCK LONG BODY WITH WALL FLANGE
CAT NO. 5904 | MRP : 1900



2 WAY BIB COCK WITH WALL FLANGE
CAT NO. 5905 | MRP : 2720



CONCEALED STOP COCK, EXTRA HEAVY BODY
WITH ADJUSTABLE WALL FLANGE
CAT NO. 5906 | MRP : 2010



SINK COCK WITH REG. SWINGING SPOUT
WITH WALL FLANGE (W/M)
CAT NO. 5907 | MRP : 2850



SINK COCK WITH REG. SWINGING SPOUT
(T/M SWAN NECK)
CAT NO. 5908 | MRP : 3030



SINK MIXER WITH
REGULAR SWING SPOUT (W/M)
CAT NO. 5909 | MRP : 5820



WALL MIXER NON TELEPHONIC
CAT NO. 5910 | MRP : 5400



CENTRAL HOLE BASIN MIXER WITH REGULAR
SPOUT WITH 450MM BRAIDED HOLES
CAT NO. 5927 | MRP : 5960



WALL MIXER WITH BEND FOR
ARRANGEMENT OF OVERHEAD SHOWER
CAT NO. 5911 | MRP : 7130



WALL MIXER WITH CRUTCH FOR
ARRANGEMENT OF TELEPHONIC SHOWER
CAT NO. 5912 | MRP : 7130



WALL MIXER 3 IN 1 WITH PROVISION FOR BOTH
TELEPHONIC & OVERHEAD SHOWER
CAT NO. 5913 | MRP : 7570



PILLAR COCK WITH EXTENSION BODY
CAT NO. 5922 | MRP : 4430



FLUSH COCK WITH WASHER SYSTEM / QUARTER
TURN AND ADJUSTABLE WALL FLANGE (25MM)
CAT NO. 5914-5915 | MRP : 3040



SINGLE LEVER CONCEALED DIVERTOR / HIGH FLOW
UPPER PARTS (HANDLE + FLANGE + SLEEVE)
CAT NO. 5918 | MRP : 2910
CAT NO. 5919 | MRP : 3710



HIGH PRESSURE FLUSH COCK (WAVES) 36MM
(CERAMIC CARTRIDGE) & ADJUSTABLE WALL FLANGE
CAT NO. 5916 | MRP : 3510



SINGLE LEVER BASIN MIXER WITH 450MM
BRAIDED HOSES / EXTENSION BODY
CAT NO. 5917 | MRP : 8260
CAT NO. 5929 | MRP : 11370



SINGLE CONCEALED STOP COCK WITH
BASIN SPOUT (ONE PIECE COMPOSITE BODY)
CAT NO. 5928 | MRP : 4490



SINGLE LEVER BASIN MIXER
WALL MOUNTED
CONCEALED BODY (NEW)
CAT NO. 5923 | MRP : 8180



FUSSION

COLLECTION (20MM CARTRIDGE)



BIB COCK WITH WALL FLANGE
CAT NO. 6201 | MRP : 2000



PILLAR COCK
CAT NO. 6202 | MRP : 2370



ANGULAR STOP COCK WITH WALL FLANGE
CAT NO. 6204 | MRP : 1470



BIB COCK LONG BODY WITH WALL FLANGE
CAT NO. 6205 | MRP : 2300



CONCEALED STOP COCK, EXTRA HEAVY BODY
WITH ADJUSTABLE WALL FLANGE
CAT NO. 6206 | MRP : 2070




SINK COCK WITH REGULAR SWINGING SPOUT
WITH WALL FLANGE (W/M)
CAT NO. 6207 | MRP : 2910



SINK COCK WITH REG. SWINGING SPOUT
WITH WALL FLANGE (T/M-SWAN NECK)
CAT NO. 6208 | MRP : 2960



CENTRAL HOLE BASIN MIXER WITH REGULAR
SPOUT WITH 450MM BRAIDED HOSES
CAT NO. 6209 | MRP : 4610



SINK MIXER REG. SWINGING SPOUT (W/M)
CAT NO. 6210 | MRP : 5360



WALL MIXER NON TELEPHONIC
CAT NO. 6213 | MRP : 5330



WALL MIXER WITH BEND FOR
ARRANGEMENT OVERHEAD SHOWER
CAT NO. 6214 | MRP : 7360



WALL MIXER WITH CRUTCH FOR
ARRANGEMENT OF TELEPHONIC SHOWER
CAT NO. 6215 | MRP : 7360



WALL MIXER 3 IN 1 WITH PROVISION FOR
TELEPHONIC & OVERHEAD SHOWER
CAT NO. 6216 | MRP : 7700



FLUSH COCK WITH WASHER SYSTEM
AND ADJUSTABLE WALL FLANGE (25MM)
CAT NO. 6217 | MRP : 2940



HIGH PRESSURE FLUSH COCK (WAVES) 36MM
(CERAMIC CARTRIDGE) & ADJUSTABLE WALL FLANGE
CAT NO. 6218 | MRP : 3620



PILLER COCK WITH EXTENSION BODY
CAT NO. 6203 | MRP : 3000



SINGLE LEVER BASIN MIXER / EXTENSION BODY
WITH 450MM BRAIDED HOSES
CAT NO. 6219 | MRP : 4220
CAT NO. 6220 | MRP : 5290



SINGLE LEVER CONCEALED DIVERTOR / HIGH FLOW
UPPER PARTS (HANDLE + FLANGE + SLEEVE)
CAT NO. 6221 | MRP : 2760
CAT NO. 6222 | MRP : 3540



WATER BASE

COLLECTION



BIB COCK REGULAR BODY WITH WALL FLANGE
CAT NO. 6001 | MRP : 2080



BIB COCK LONG BODY WITH WALL FLANGE
CAT NO. 6002 | MRP : 2560



PILLAR COCK SHORT NECK
CAT NO. 6003 | MRP : 2080



PILLAR COCK LONG NECK
CAT NO. 6004 | MRP : 2560



PILLAR COCK HIGH NECK
CAT NO. 6005 | MRP : 3530



PILLAR COCK SUPER HIGH NECK
CAT NO. 6006 | MRP : 4030



SPOUT

COLLECTION



BATH TUB SPOUT WITH WALL FLANGE
CAT NO. 5003 | MRP : 1590



BATH TUB SPOUT WITH BUTTON
ATTACHMENT FOR TELEPHONIC SHOWER
CAT NO. 5004 | MRP : 2370



BATH TUB SPOUT WITH FLANGE
CAT NO. 6317 | MRP : 1280



BATH TUB SPOUT WITH BUTTON
ATTACHMENT FOR TELEPHONIC SHOWER
CAT NO. 6318 | MRP : 1630



BATH TUB SPOUT WITH WALL FLANGE
CAT NO. 6125 | MRP : 1910



BATH TUB SPOUT WITH WALL BUTTON
ATTACHMENT FOR TELEPHONIC SHOWER
CAT NO. 6126 | MRP : 2650



BATH TUB SPOUT WITH WALL FLANGE
CAT NO. 6211 | MRP : 1830



BATH TUB SPOUT WITH BUTTON
ATTACHMENT FOR TELEPHONIC SHOWER
CAT NO. 6212 | MRP : 2740



SHOWER

COLLECTION



OVERHEAD SHOWER ABS WITH ARM & FLANGE
CAT NO. 5022 | MRP : 830



OVERHEAD SHOWER WITH ARM & FLANGE
CAT NO. 5024 | MRP : 950



OVERHEAD SHOWER WITH ARM & FLANGE
CAT NO. 5028 | MRP : 900



OVERHEAD SHOWER ABS (4X4)
WITH ARM & FLANGE (NEW)
CAT NO. 5032 | MRP : 950



OVERHEAD SHOWER WITH ARM & FLANGE
CAT NO. 5920 | MRP : 1180



TELEPHONE SHOWER WITH 1.5 MTR TUBE
AND HOLDER
CAT NO. 5025 | MRP : 1580



TELEPHONE SHOWER WITH 1.5 MTR. TUBE
AND HOLDER
CAT NO. 5921 | MRP : 1320



HAND SHOWER
WITH 1.5 MTR TUBE & HOLDER
CAT NO. 6224 | MRP : 1380



ALLIED COLLECTION



HIGH FLOW SINGLE LEVER CONCEALED DIVERTOR
COMPLETE (45MM CARTRIDGE)
CAT NO. 5001 | MRP : 6990



SINGLE LEVER CONCEALED DIVERTOR
COMPLETE (40MM CARTRIDGE)
CAT NO. 5040 | MRP : 5750



METROPOLE FLUSH VALVE CONCEALED BODY
WITH CONTROL COCK (40 MM)
CAT NO. 5002 | MRP : 4820



SINGLE LEVER CONCEALED DIVERTOR BODY
(40MM CARTRIDGE + TIPTON)
CAT NO. 5034 | MRP : 4530



HIGH FLOW SINGLE LEVER CONCEALED
DIVERTOR BODY (45MM CARTRIDGE + TIPTON)
CAT NO. 5035 | MRP : 4900



PRESSMATIC WALL MOUNTED BASIN TAP WITH
SQUARE FLANGE (AUTO CLOSING)
CAT NO. 5007 | MRP : 2960



WASTE CUPLING (32MM) FULL THREAD
CAT NO. 5012 | MRP : 430



BOTTLE TRAP
CAT NO. 5013 | MRP : 1450



BIDET SPRAY (HEALTH FAUCET)
WITH 1MTR. TUBE & HOOK
CAT NO. 5033 | MRP : 1180



FLORA BIDET SPRAY
WITH 1 MTR. TUBE & HOOK
CAT NO. 5037 | MRP : 970



SLIM LINE BIDET SPRAY
WITH 1 MTR. TUBE & HOOK
CAT NO. 5039 | MRP : 1010



WARRANTY

INSTRUCTION

The product is warranted by **GANGA INDUSTRIES** to be free of defects in cartridge for a period of 7 years from the date of purchase. During this period and under normal use, if the cartridge is found to be of faulty manufacture, the same will be replaced upon proof of purchase, at out option, without charge part will be replaced from show-room where you bought product.



GENERAL INSTRUCTION

To preserve surface finish and aesthetics of your baht fittings.

- Clear the fittings regularly with a moist cloth, normal soap water / diluted vinegar and pat it dry. Use chalk powder to remove scaling/stains.
- Do not use scrubbers, harsh washing powder, phenyls or harsh cleaning chemicals.
- White fixing, do not scratch/damage the fittings by means of tools or spanners.
- Cover the fittings after they have assembled. e. Fitting to regularly & regorously maintained in case of poor water quality.
- Continuous usage of air fresheners, deodorants, after shave, etc. in bathroom with poor ventilation, will alter the gloss & finish of the fittings over a period of time.
- Aerotors & flow regulators of faucets & mixers have to cleaned regularly to remove accumulation of salts /minerals, dirt/impurities.
- Leftover of building materials, dirt/impurities to be flushed out from the plumbing line before fixing the fittings.
- For ideal working of plubing fixtures, minimum & maximum water pressure to be 0.7 bar & 2.5 bar respectively.

LIMITATIONS & EXCLUSIONS

The warranty will be void and not valid, and GANGA INDUSTRIES will have no liability if

- The product is not installed, operated or maintained and serviced in compliance with the printed instructions and recommendations of GANGA INDUSTRIES for trouble free fittings.
- Modifications, repairs or service are made to the product, nature of the product/logo has been altered, defaced or removed, or the warranty card has been altered.
- Problems arising from normal wear and tear, improper maintenance or improper use/application of product or components of the same or use of poor/bad quality of water.
- The product has been installed and operated outside its designated plumbing conditions and parameters.

NOTES

- Company reserves the right to alter or change product design or material in view of improvements without prior notice.
- Warranty is only applicable on cartridge and not applicable on any other part of faucet.
- Plumber service will be chargeable & as per availability.
- Subject to Rajkot Jurisdiction.



PARTS OF FAUCET



Quarter Turn Fitting :

We use the top-class Ceramic Cartridge in the world, which is with fine quality for unvarying using with quality guaranteed through 100% Water tightness tested under water pressure. The rigidity of the cartridge are high, Even under using condition with unstable water pressure, performing life 5,00,000 operating times are guaranteed.

All the metal parts of the internal cartridge, are made of extruded brass rod ensuring flawless performance for a longer period.

Features :

- Standard : 1/2", 3/4" and different length
- Main Material : Brass
- Ceramic Material : AL2O3 97%
- Water Pressure : 0.4 Mpa.

Specially designed Ceramic Disc Cartridge of 47mm dia ensures 15-20% increase in water flow even at low pressure.

Feature :

- Maximum Opening Angle : 25o
- Maximum Rotating Angle : 100o
- Tightening Torque of Nut : 8-12 N-m
- Temperature of Cold Water : 10oC
- Temperature of Hot Water : 75oC
- Water Pressure : 0.3 Mpa.

Specially designed for new shape. It have a good water delivery at any pressure, good handling and working as well, Still after many years.

Installation of Cartridge :

- Maximum Hot Water Temperature 80oC,
- Maximum Cold Water Temperature 10oC
- Water Pressure Minimum 0.1 bar, Maximum : 10 bar

Ceramic Disc Specification :

- 95% Alumina | 75-85 Hardness R45N | 0% Open Porosity
- Operating Temperature is 5oC to 80oC Maximum.
- Internal part of cartridge along with housing made of extruded forged brass.
- Uniform Water passage is as per standard specification.
- For all range free of cost after sales services is provided by the company for 7 years for company fault only.
- Ganga use world class quality NEOPERL - Aerator for best water flow.

Customers' Faith Is The Greatest Award...



THESE ARE WHAT DEFINES A
TRUSTED BRAND
AWARDS & CERTIFICATES



QUALITY POLICY

Quality Policy :

Glimpse is committed for achieving "Total Customer Satisfaction" through.

1. Consistently supplying quality products to our valued customers in time.
2. Continually improving the quality standards by implementing process control and prevention techniques.
3. Improving manufacturing facilities.
4. Complying with Government and Safety regulations.
5. Continually improve the effectiveness of quality management system.

Quality Objective :

1. Consistently reduce the customer complaints.
2. Consistently reduce the cost of product manufacturing.
3. Consistently reduce rejection, rework and process variations.
4. Improve product and process performance.

Basic Raw Material :

Particulars	As per Standard	Glimpse Products
Copper	58.63%	58-61%
Lead	0.5-2.5%	1.8-2.3%
Tin	0.0-1.0%	0.2-0.4%
Nickel	0.0-1.0%	0.2-0.4%
Iron	0.0-0.8%	0.1-0.4%
Aluminum	0.0-0.8%	0.3-0.3%
Manganese	0.0-0.5%	0.06-0.07%
Zinc	Balance	Balance

Nickel Chromium Thickness :

Physical Properties	Observed
Shore Hardness "A"	70-80
Tensile Strength Kg/CM2	180-190
Elongation %	350-400
Specify Gravity	1.20-1.25
Compression Set %	19-22

Nickel Chromium Thickness :

Particulars	As per Standard	Glimpse Products
Nickel 10 Micron	10 to Micron	13 to 14 Micron
Chromium	0.3 Micron	0.3 to 0.7 Micron



Scan to visit us :



Mfg. By:

GANGA INDUSTRIES

Survey No. 121, Nr. Vraj Industrial Estate, Veraval (Shapar), Pin:360024

Dist.: Rajkot (Gujarat) INDIA. **Customer Care No.:** 76000 58000

E-mail: info@glimpsefaucets.com.com | **Web:** www.glimpsefaucets.com

