



Innovative Bath Fittings

[www.glimpsefaucets.com](http://www.glimpsefaucets.com)

It's all about your Comfort



Δ @ Glimpsehδζ@RTU



# GANGA INDUSTRIES

## MISSION

- We believe in quality and offer excellent product with the use of latest technology, skilled and expert manpower.
- We believe that customers are most valuable asset for us and we always try to satisfy them at all.

## VISION

- Company wants to deliver world class quality products to their customers.
- Move towards the leadership in the bathroom fitting industry In order to fulfill demand company constant improvise product design and style
















## VALUES

- We always value all the relations who along with us. Company works with ethics at all-around it's business. We never compromise with QUALITY and provide most valuable products to our customers.
- Our Core Values have shaped the culture and defined the character of our company,
- **Best People** : Attracting and developing the best talent for our business, stretching our people and developing a "can do" attitude.
- **Customer Value Creation** : Offer the world class quality products at affordable rate & satisfied them at all.
- **One Global Network** : Mobilizing the power of teaming to deliver consistently exceptional service to our clients anywhere in the world
- **Integrity** : Inspiring trust by taking responsibility, acting ethically, and encouraging honest.



# A Brand with a focus on INNOVATION

Our distinctive blend of brand, service and innovation has led to huge success. Our faucets and accessories are produced, sold, distributed and selected for use in the finest most innovative projects, to create an experience like no other.

	Page Number <b>01</b>	<b>EXOTICA</b> COLLECTION (15MM CARTRIDGE)		Page Number <b>10</b>	<b>FLORET</b> COLLECTION (15MM CARTRIDGE)
	<b>02</b>	<b>PRIME</b> COLLECTION (15MM CARTRIDGE)		<b>11</b>	<b>SAGA</b> COLLECTION (20MM CARTRIDGE)
	<b>03</b>	<b>VIVA</b> COLLECTION (15MM CARTRIDGE)		<b>12</b>	<b>SIGNET</b> COLLECTION (15MM CARTRIDGE)
	<b>04</b>	<b>CRYSTAL</b> COLLECTION (15MM CARTRIDGE)		<b>13</b>	<b>FUSSION</b> COLLECTION (20MM CARTRIDGE)
	<b>05</b>	<b>BELEZA</b> COLLECTION (15MM CARTRIDGE)		<b>14</b>	<b>WATER BASE</b> COLLECTION
	<b>06</b>	<b>NEO</b> COLLECTION (15MM CARTRIDGE)		<b>14</b>	<b>SPOUT</b> COLLECTION
	<b>07</b>	<b>FLORA</b> COLLECTION (15MM CARTRIDGE)		<b>15</b>	<b>SHOWER</b> COLLECTION
	<b>08</b>	<b>AUSTIN</b> COLLECTION (15MM CARTRIDGE)		<b>16</b>	<b>ALLIED</b> COLLECTION
	<b>09</b>	<b>CORA</b> COLLECTION (20MM CARTRIDGE)			



## Experience Innovation in your daily life

Each day,  
we study the ways in which people interact with water. We learn from our observations. And then, we innovate.

Working in tandem, our engineers and designers merge new technologies with equally novel product designs. We ensure durability, by testing our products again and again - backing them with comprehensive warranties, and a wide selection of repair and replacement parts. And every step of the way, we focus on sustain ability.

By constantly crafting bold styles and revolutionary technologies, we are creating a better way to experience water.



# EXOTICA

COLLECTION (15MM CARTRIDGE)



BIB COCK WITH WALL FLANGE  
CAT NO. 5101 | MRP : 790



PILLAR COCK  
CAT NO. 5102 | MRP : 1010



ANGULAR STOP COCK WITH FLANGE  
CAT NO. 5103 | MRP : 670



BIB COCK LONG BODY WITH WALL FLANGE  
CAT NO. 5104 | MRP : 925



2 WAY BIB COCK WITH WALL FLANGE  
CAT NO. 5105 | MRP : 1445



CONCEALED STOP COCK, EXTRA HEAVY BODY  
WITH ADJUSTABLE WALL FLANGE  
CAT NO. 5106 | MRP : 925




SINK COCK WITH REG. SWINGING SPOUT  
WITH WALL FLANGE (W/M)  
CAT NO. 5107 | MRP : 1385



SINK COCK WITH REG. SWINGING SPOUT  
(T/M SWAN NECK)  
CAT NO. 5108 | MRP : 1455



CENTRAL HOLE BASIN MIXER WITH REG.  
SPOUT WITH 450 MM BRAIDED HOSES  
CAT NO. 5109 | MRP : 2700



SINK MIXER REG. SWINGING SPOUT (W/M)  
CAT NO. 5110 | MRP : 3120



WALL MIXER WITH BEND FOR  
ARRANGEMENT OF OVERHEAD SHOWER  
CAT NO. 5111 | MRP : 4280



WALL MIXER WITH CRUTCH FOR  
ARRANGEMENT OF TELEPHONIC SHOWER  
CAT NO. 5112 | MRP : 4280



WALL MIXER 3 IN 1 SYS. WITH PROVISION  
FOR TEL & OVERHEAD SHOWER  
CAT NO. 5113 | MRP : 4675



PILLAR COCK WITH EXTENSION BODY  
CAT NO. 5114 | MRP : 1610



FLUSH COCK WITH WASHER SYSTEM  
& ADJUSTABLE WALL FLANGE (25MM) (LIGHT)  
CAT NO. 5115 | MRP : 1385



FLUSH COCK WITH WASHER SYSTEM  
& ADJUSTABLE WALL FLANGE (25MM) (HEAVY)  
CAT NO. 5116 | MRP : 1660



2 WAY ANGULAR STOP COCK  
CAT NO. 5117 | MRP : 1385



NOZZLE BIB COCK  
CAT NO. 5118 | MRP : 900



# PRIME

COLLECTION (15MM CARTRIDGE)



BIB COCK WITH WALL FLANGE  
CAT NO. 5201 | MRP : 820



PILLAR COCK  
CAT NO. 5202 | MRP : 1045



ANGULAR STOP COCK WITH WALL FLANGE  
CAT NO. 5203 | MRP : 670



BIB COCK LONG BODY WITH WALL FLANGE  
CAT NO. 5204 | MRP : 945



2 WAY BIB COCK WITH WALL FLANGE  
CAT NO. 5205 | MRP : 1485



CONCEALED STOP COCK, EXTRA HEAVY BODY  
WITH ADJUSTABLE WALL FLANGE  
CAT NO. 5206 | MRP : 970




SINK COCK WITH REG. SWINGING SPOUT  
WITH WALL FLANGE (W/M)  
CAT NO. 5207 | MRP : 1395



SINK COCK WITH REG. SWINGING SPOUT  
(T/M SWAN NECK)  
CAT NO. 5208 | MRP : 1455



CENTRAL HOLE BASIN MIXER WITH REG.  
SPOUT WITH 450 MM BRAIDED HOSES  
CAT NO. 5209 | MRP : 2680



SINK MIXER REG. SWINGING SPOUT (W/M)  
CAT NO. 5210 | MRP : 3150



WALL MIXER WITH BEND FOR  
ARRANGEMENT OF OVERHEAD SHOWER  
CAT NO. 5211 | MRP : 4550



WALL MIXER WITH CRUTCH FOR  
ARRANGEMENT OF TELEPHONIC SHOWER  
CAT NO. 5212 | MRP : 4550



WALL MIXER 3 IN 1 SYS. WITH PROVISION  
FOR TEL & OVERHEAD SHOWER  
CAT NO. 5213 | MRP : 4875



PILLAR COCK WITH EXTENSION BODY  
CAT NO. 5214 | MRP : 1690



FLUSH COCK WITH WASHER SYSTEM  
& ADJUSTABLE WALL FLANGE (25MM) (LIGHT)  
CAT NO. 5215 | MRP : 1445



FLUSH COCK WITH WASHER SYSTEM  
& ADJUSTABLE WALL FLANGE (25MM) (HEAVY)  
CAT NO. 5216 | MRP : 1745



2 WAY ANGULAR STOP COCK  
CAT NO. 5217 | MRP : 1395



NOZZLE BIB COCK  
CAT NO. 5218 | MRP : 900



# VIVA

COLLECTION (15MM CARTRIDGE)



BIB COCK WITH WALL FLANGE  
CAT NO. 5301 | MRP : 830



PILLAR COCK  
CAT NO. 5302 | MRP : 1025



ANGULAR STOP COCK WITH WALL FLANGE  
CAT NO. 5303 | MRP : 680



BIB COCK LONG BODY WITH WALL FLANGE  
CAT NO. 5304 | MRP : 930



2 WAY BIB COCK WITH WALL FLANGE  
CAT NO. 5305 | MRP : 1510



CONCEALED STOP COCK, EXTRA HEAVY BODY  
WITH ADJUSTABLE WALL FLANGE  
CAT NO. 5306 | MRP : 1010



SINK COCK WITH REG. SWINGING SPOUT  
WITH WALL FLANGE (W/M)  
CAT NO. 5307 | MRP : 1510



SINK COCK WITH REG. SWINGING SPOUT  
(T/M SWAN NECK)  
CAT NO. 5308 | MRP : 1535



CENTRAL HOLE BASIN MIXER WITH REG.  
SPOUT WITH 450 MM BRAIDED HOSES  
CAT NO. 5309 | MRP : 2895



SINK MIXER REG. SWINGING SPOUT (W/M)  
CAT NO. 5310 | MRP : 3355



WALL MIXER WITH BEND FOR  
ARRANGEMENT OF OVERHEAD SHOWER  
CAT NO. 5311 | MRP : 4575



WALL MIXER WITH CRUTCH FOR  
ARRANGEMENT OF TELEPHONIC SHOWER  
CAT NO. 5312 | MRP : 4575



WALL MIXER 3 IN 1 SYS. WITH PROVISION  
FOR TEL & OVERHEAD SHOWER  
CAT NO. 5313 | MRP : 4965



PILLAR COCK WITH EXTENSION BODY  
CAT NO. 5314 | MRP : 1785



FLUSH COCK WITH WASHER SYSTEM  
& ADJUSTABLE WALL FLANGE (25MM) (LIGHT)  
CAT NO. 5315 | MRP : 1455



FLUSH COCK WITH WASHER SYSTEM  
& ADJUSTABLE WALL FLANGE (25MM) (HEAVY)  
CAT NO. 5316 | MRP : 1750



2 WAY ANGULAR STOP COCK  
CAT NO. 5317 | MRP : 1405



NOZZLE BIB COCK  
CAT NO. 5318 | MRP : 915



# CRYSTAL

COLLECTION (15MM CARTRIDGE)



BIB COCK WITH WALL FLANGE  
CAT NO. 5401 | MRP : 875



PILLAR COCK  
CAT NO. 5402 | MRP : 1045



ANGULAR STOP COCK WITH WALL FLANGE  
CAT NO. 5403 | MRP : 760



BIB COCK LONG BODY WITH WALL FLANGE  
CAT NO. 5404 | MRP : 985



2 WAY BIB COCK WITH WALL FLANGE  
CAT NO. 5405 | MRP : 1625



CONCEALED STOP COCK, EXTRA HEAVY BODY  
WITH ADJUSTABLE WALL FLANGE  
CAT NO. 5406 | MRP : 1025



SINK COCK WITH REG. SWINGING SPOUT  
WITH WALL FLANGE (W/M)  
CAT NO. 5407 | MRP : 1420



SINK COCK WITH REG. SWINGING SPOUT  
(T/M SWAN NECK)  
CAT NO. 5408 | MRP : 1455



CENTRAL HOLE BASIN MIXER WITH REG.  
SPOUT WITH 450 MM BRAIDED HOSES  
CAT NO. 5409 | MRP : 3045



SINK MIXER REG. SWINGING SPOUT (W/M)  
CAT NO. 5410 | MRP : 3470



WALL MIXER WITH BEND FOR  
ARRANGEMENT OF OVERHEAD SHOWER  
CAT NO. 5411 | MRP : 4725



WALL MIXER WITH CRUTCH FOR  
ARRANGEMENT OF TELEPHONIC SHOWER  
CAT NO. 5412 | MRP : 4725



WALL MIXER 3 IN 1 SYS. WITH PROVISION  
FOR TEL & OVERHEAD SHOWER  
CAT NO. 5413 | MRP : 5015



PILLAR COCK WITH EXTENSION BODY  
CAT NO. 5414 | MRP : 1715



FLUSH COCK WITH WASHER SYSTEM  
& ADJUSTABLE WALL FLANGE (25MM) (LIGHT)  
CAT NO. 5415 | MRP : 1455



FLUSH COCK WITH WASHER SYSTEM  
& ADJUSTABLE WALL FLANGE (25MM) (HEAVY)  
CAT NO. 5416 | MRP : 1745



2 WAY ANGULAR STOP COCK  
CAT NO. 5417 | MRP : 1435



NOZZLE BIB COCK  
CAT NO. 5418 | MRP : 915





# BELEZA

COLLECTION (15MM CARTRIDGE)



BIB COCK WITH WALL FLANGE  
CAT NO. 5501 | MRP: 890



PILLAR COCK  
CAT NO. 5502 | MRP: 985



ANGULAR STOP COCK WITH WALL FLANGE  
CAT NO. 5503 | MRP: 830



BIB COCK LONG BODY WITH WALL FLANGE  
CAT NO. 5504 | MRP: 995



2 WAY BIB COCK WITH WALL FLANGE  
CAT NO. 5505 | MRP: 1570



CONCEALED STOP COCK, EXTRA HEAVY BODY  
WITH ADJUSTABLE WALL FLANGE  
CAT NO. 5506 | MRP: 1140



SINK COCK WITH REG. SWINGING SPOUT  
WITH WALL FLANGE (W/M)  
CAT NO. 5507 | MRP: 1480



SINK COCK WITH REG. SWINGING SPOUT  
(T/M SWAN NECK)  
CAT NO. 5508 | MRP: 1625



CENTRAL HOLE BASIN MIXER WITH REG.  
SPOUT WITH 450 MM BRAIDED HOSES  
CAT NO. 5509 | MRP: 3160



SINK MIXER REG. SWINGING SPOUT (W/M)  
CAT NO. 5510 | MRP: 3190



WALL MIXER WITH BEND FOR  
ARRANGEMENT OF OVERHEAD SHOWER  
CAT NO. 5511 | MRP: 4610



WALL MIXER WITH CRUTCH FOR  
ARRANGEMENT OF TELEPHONIC SHOWER  
CAT NO. 5512 | MRP: 4610



WALL MIXER 3 IN 1 SYS. WITH PROVISION  
FOR TEL & OVERHEAD SHOWER  
CAT NO. 5513 | MRP: 5040



PILLAR COCK WITH EXTENSION BODY  
CAT NO. 5514 | MRP: 1845



FLUSH COCK WITH WASHER SYSTEM  
& ADJUSTABLE WALL FLANGE (25MM) (LIGHT)  
CAT NO. 5515 | MRP: 1455



FLUSH COCK WITH WASHER SYSTEM  
& ADJUSTABLE WALL FLANGE (25MM) (HEAVY)  
CAT NO. 5516 | MRP: 1745



2 WAY ANGULAR STOP COCK  
CAT NO. 5517 | MRP: 1445



NOZZLE BIB COCK  
CAT NO. 5518 | MRP: 930



# NEO

COLLECTION (15MM CARTRIDGE)



BIB COCK WITH WALL FLANGE  
CAT NO. 5601 | MRP : 915



PILLAR COCK  
CAT NO. 5602 | MRP : 1055



ANGULAR STOP COCK WITH WALL FLANGE  
CAT NO. 5603 | MRP : 820



BIB COCK LONG BODY WITH WALL FLANGE  
CAT NO. 5604 | MRP : 1055



2 WAY BIB COCK WITH WALL FLANGE  
CAT NO. 5605 | MRP : 1650



CONCEALED STOP COCK, EXTRA HEAVY BODY  
WITH ADJUSTABLE WALL FLANGE  
CAT NO. 5606 | MRP : 1195



SINK COCK WITH REG. SWINGING SPOUT  
WITH WALL FLANGE (W/M)  
CAT NO. 5607 | MRP : 1525



SINK COCK WITH REG. SWINGING SPOUT  
(T/M SWAN NECK)  
CAT NO. 5608 | MRP : 1680



CENTRAL HOLE BASIN MIXER WITH REG.  
SPOUT WITH 450 MM BRAIDED HOSES  
CAT NO. 5609 | MRP : 3260



SINK MIXER REG. SWINGING SPOUT (W/M)  
CAT NO. 5610 | MRP : 3260



WALL MIXER WITH BEND FOR  
ARRANGEMENT OF OVERHEAD SHOWER  
CAT NO. 5611 | MRP : 4605



WALL MIXER WITH CRUTCH FOR  
ARRANGEMENT OF TELEPHONIC SHOWER  
CAT NO. 5612 | MRP : 4605



WALL MIXER 3 IN 1 SYS. WITH PROVISION  
FOR TEL & OVERHEAD SHOWER  
CAT NO. 5613 | MRP : 4835



PILLAR COCK WITH EXTENSION BODY  
CAT NO. 5614 | MRP : 1985



FLUSH COCK WITH WASHER SYSTEM  
& ADJUSTABLE WALL FLANGE (25MM) (LIGHT)  
CAT NO. 5615 | MRP : 1480



FLUSH COCK WITH WASHER SYSTEM  
& ADJUSTABLE WALL FLANGE (25MM) (HEAVY)  
CAT NO. 5616 | MRP : 1775



2 WAY ANGULAR STOP COCK  
CAT NO. 5617 | MRP : 1445



NOZZLE BIB COCK  
CAT NO. 5618 | MRP : 930



# FLORA

COLLECTION (15MM CARTRIDGE)



BIB COCK WITH WALL FLANGE  
CAT NO. 5701 | MRP : 1305



PILLAR COCK  
CAT NO. 5702 | MRP : 1445



ANGULAR STOP COCK WITH WALL FLANGE  
CAT NO. 5703 | MRP : 1115



BIB COCK LONG BODY WITH WALL FLANGE  
CAT NO. 5704 | MRP : 1435



2 IN 1 BIB COCK WITH WALL FLANGE  
CAT NO. 5705 | MRP : 1465



CONCEALED STOP COCK, EXTRA HEAVY BODY  
WITH ADJUSTABLE WALL FLANGE  
CAT NO. 5706 | MRP : 1255



SINK COCK WITH REG. SWINGING SPOUT  
WITH WALL FLANGE (W/M)  
CAT NO. 5707 | MRP : 2135



SINK COCK WITH REG. SWINGING SPOUT  
(T/M SWAN NECK)  
CAT NO. 5708 | MRP : 2275



CENTRAL HOLE BASIN MIXER WITH REG.  
SPOUT WITH 450 MM BRAIDED HOSES  
CAT NO. 5709 | MRP : 3540



SINK MIXER REG. SWINGING SPOUT (W/M)  
CAT NO. 5710 | MRP : 4350



WALL MIXER WITH BEND FOR  
ARRANGEMENT OF OVERHEAD SHOWER  
CAT NO. 5711 | MRP : 5610



WALL MIXER WITH CRUTCH FOR  
ARRANGEMENT OF TELEPHONIC SHOWER  
CAT NO. 5712 | MRP : 5610



WALL MIXER 3 IN 1 SYS. WITH PROVISION  
FOR TEL & OVERHEAD SHOWER  
CAT NO. 5713 | MRP : 6120



PILLAR COCK WITH EXTENSION BODY  
CAT NO. 5714 | MRP : 3105



FLUSH COCK WITH WASHER SYSTEM  
& ADJUSTABLE WALL FLANGE (25MM) (HEAVY)  
CAT NO. 5715 | MRP : 1910



# AUSTIN

COLLECTION (15MM CARTRIDGE)



BIB COCK WITH WALL FLANGE  
CAT NO. 5801 | MRP : 1340



PILLAR COCK  
CAT NO. 5802 | MRP : 1500



ANGULAR STOP COCK WITH WALL FLANGE  
CAT NO. 5803 | MRP : 1165



BIB COCK LONG BODY WITH WALL FLANGE  
CAT NO. 5804 | MRP : 1455



2 IN 1 BIB COCK WITH WALL FLANGE  
CAT NO. 5805 | MRP : 1660



CONCEALED STOP COCK, EXTRA HEAVY BODY  
WITH ADJUSTABLE WALL FLANGE  
CAT NO. 5806 | MRP : 1280



SINK COCK WITH REG. SWINGING SPOUT  
WITH WALL FLANGE (W/M)  
CAT NO. 5807 | MRP : 2265



SINK COCK WITH REG. SWINGING SPOUT  
(T/M SWAN NECK)  
CAT NO. 5808 | MRP : 2345



CENTRAL HOLE BASIN MIXER WITH REG.  
SPOUT WITH 450 MM BRAIDED HOSES  
CAT NO. 5809 | MRP : 3700



SINK MIXER REG. SWINGING SPOUT (W/M)  
CAT NO. 5810 | MRP : 4410



WALL MIXER WITH BEND FOR  
ARRANGEMENT OF OVERHEAD SHOWER  
CAT NO. 5811 | MRP : 5890



WALL MIXER WITH CRUTCH FOR  
ARRANGEMENT OF TELEPHONIC SHOWER  
CAT NO. 5812 | MRP : 5890



WALL MIXER 3 IN 1 SYS. WITH PROVISION  
FOR TEL & OVERHEAD SHOWER  
CAT NO. 5813 | MRP : 6060



PILLAR COCK WITH EXTENSION BODY  
CAT NO. 5814 | MRP : 3120



FLUSH COCK WITH WASHER SYSTEM  
& ADJUSTABLE WALL FLANGE (25MM) (HEAVY)  
CAT NO. 5815 | MRP : 1940



HIGH FLOW SINGLE LEVER CONCEALED DIVERTOR  
COMPLETE (45MM CARTRIDGE)  
CAT NO. 5816 | MRP : 6615



# CORA

COLLECTION (20MM CARTRIDGE)



BIB COCK WITH WALL FLANGE  
CAT NO. 6301 | MRP : 1440



PILLAR COCK  
CAT NO. 6302 | MRP : 1780



ANGULAR STOP COCK WITH WALL FLANGE  
CAT NO. 6303 | MRP : 1175



BIB COCK LONG BODY WITH WALL FLANGE  
CAT NO. 6304 | MRP : 1660



2 IN 1 BIB COCK WITH WALL FLANGE  
CAT NO. 6305 | MRP : 1735



CONCEALED STOP COCK, EXTRA HEAVY BODY  
WITH ADJUSTABLE WALL FLANGE  
CAT NO. 6306 | MRP : 1610




SINK COCK WITH REG. SWINGING SPOUT  
WITH WALL FLANGE (W/M)  
CAT NO. 6307 | MRP : 2325



SINK COCK WITH REG. SWINGING SPOUT  
(T/M SWAN NECK)  
CAT NO. 6308 | MRP : 2450



SINK MIXER WITH  
REGULAR SWING SPOUT (W/M)  
CAT NO. 6309 | MRP : 4715



WALL MIXER NON TELEPHONIC  
CAT NO. 6310 | MRP : 4510



CENTRAL HOLE BASIN MIXER WITH REGULAR  
SPOUT WITH 450MM BRAIDED HOSES  
CAT NO. 6319 | MRP : 3775



PILLAR COCK WITH EXTENSION BODY  
CAT NO. 6322 | MRP : 2910



WALL MIXER WITH BEND FOR  
ARRANGEMENT OF OVERHEAD SHOWER  
CAT NO. 6311 | MRP : 5945



WALL MIXER WITH CRUTCH FOR  
ARRANGEMENT OF TELEPHONIC SHOWER  
CAT NO. 6312 | MRP : 5945



WALL MIXER 3 IN 1 WITH PROVISION FOR BOTH  
TELEPHONIC & OVERHEAD SHOWER  
CAT NO. 6313 | MRP : 6455



FLUSH COCK WITH WASHER SYSTEM HEAVY  
AND ADJUSTABLE WALL FLANGE (25MM)  
CAT NO. 6314 | MRP : 2440



SINGLE LEVER BASIN MIXER WITH  
450MM BRAIDED HOSES  
CAT NO. 6315 | MRP : 4380



SINGLE LEVER BASIN MIXER WITH EXTENSION  
BODY WITH 450MM BRAIDED HOSES  
CAT NO. 6316 | MRP : 5530



SINGLE LEVER CONCEALED DIVERTOR  
UPPER PARTS (HANDLE + FLANGE + SLEEVE)  
CAT NO. 6320 | MRP : 2510



HIGH FLOW SINGLE LEVER CONCEALED DIVERTOR  
UPPER PARTS (HANDLE + FLANGE + SLEEVE)  
CAT NO. 6321 | MRP : 3220



# FLORET

COLLECTION (15MM CARTRIDGE)



BIB COCK WITH WALL FLANGE  
CAT NO. 6101 | MRP: 1435



PILLAR COCK  
CAT NO. 6102 | MRP: 1800



ANGULAR STOP COCK WITH WALL FLANGE  
CAT NO. 6103 | MRP: 1255



BIB COCK LONG BODY WITH WALL FLANGE  
CAT NO. 6104 | MRP: 1765



2 WAY BIB COCK WITH WALL FLANGE  
CAT NO. 6105 | MRP: 2615




CONCEALED STOP COCK, EXTRA HEAVY BODY  
WITH ADJUSTABLE WALL FLANGE  
CAT NO. 6106 | MRP: 1810




SINK COCK WITH REG. SWINGING SPOUT  
WITH WALL FLANGE (W/M)  
CAT NO. 6107 | MRP: 2700



SINK COCK WITH REG. SWINGING SPOUT  
(T/M SWAN NECK)  
CAT NO. 6108 | MRP: 2565



SINK MIXER WITH  
REGULAR SWING SPOUT (W/M)  
CAT NO. 6109 | MRP: 5095



WALL MIXER NON TELEPHONIC  
CAT NO. 6110 | MRP: 4760




CENTRAL HOLE BASIN MIXER WITH REGULAR  
SPOUT WITH 450MM BRAIDED HOSES  
CAT NO. 6127 | MRP: 5335



PILLAR COCK WITH EXTENSION BODY  
CAT NO. 6120 | MRP: 3960



WALL MIXER WITH BEND FOR  
ARRANGEMENT OF OVERHEAD SHOWER  
CAT NO. 6111 | MRP: 6720



WALL MIXER WITH CRUTCH FOR  
ARRANGEMENT OF TELEPHONIC SHOWER  
CAT NO. 6112 | MRP: 6720



WALL MIXER 3 IN 1 WITH PROVISION FOR BOTH  
TELEPHONIC & OVERHEAD SHOWER  
CAT NO. 6113 | MRP: 6860



FLUSH COCK WITH WASHER SYSTEM / QUARTER  
TURN AND ADJUSTABLE WALL FLANGE (25MM)  
CAT NO. 6114-6115 | MRP: 2755



SINGLE CONCEALED STOP COCK WITH  
BASIN SPOUT (ONE PIECE COMPOSITE BODY)  
CAT NO. 6121 | MRP: 3895



HIGH PRESSURE FLUSH COCK (WAVES) 36MM  
(CERAMIC CARTRIDGE) & ADJUSTABLE WALL FLANGE  
CAT NO. 6116 | MRP: 3160



SINGLE LEVER BASIN MIXER WITH 450MM  
BRAIDED HOSES / EXTENSION BODY  
CAT NO. 6117 | MRP: 6790  
CAT NO. 6128 | MRP: 10215



SINGLE LEVER CONCEALED DIVERTOR / HIGH FLOW  
UPPER PARTS (HANDLE + FLANGE + SLEEVE)  
CAT NO. 6118 | MRP: 2505  
CAT NO. 6119 | MRP: 3220



SINGLE LEVER BASIN MIXER  
WALL MOUNTED  
CONCEALED BODY (NEW)  
CAT NO. 6124 | MRP: 2780



2 IN 1 BIB COCK WITH WALL FLANGE  
CAT NO. 6129 | MRP: 2475



# SAGA

COLLECTION (20MM CARTRIDGE)



BIB COCK WITH WALL FLANGE  
CAT NO. 6401 | MRP : 1505



PILLAR COCK  
CAT NO. 6402 | MRP : 1900



ANGULAR STOP COCK WITH WALL FLANGE  
CAT NO. 6403 | MRP : 1285



BIB COCK LONG BODY WITH WALL FLANGE  
CAT NO. 6404 | MRP : 1745



2 IN 1 BIB COCK WITH WALL FLANGE  
CAT NO. 6405 | MRP : 1825



CONCEALED STOP COCK, EXTRA HEAVY BODY  
WITH ADJUSTABLE WALL FLANGE  
CAT NO. 6406 | MRP : 1805




SINK COCK WITH REG. SWINGING SPOUT  
WITH WALL FLANGE (W/M)  
CAT NO. 6407 | MRP : 2400



SINK COCK WITH REG. SWINGING SPOUT  
(T/M SWAN NECK)  
CAT NO. 6408 | MRP : 2530



SINK MIXER WITH  
REGULAR SWING SPOUT (W/M)  
CAT NO. 6409 | MRP : 4935



WALL MIXER NON TELEPHONIC  
CAT NO. 6410 | MRP : 4715



CENTRAL HOLE BASIN MIXER WITH REGULAR  
SPOUT WITH 450MM BRAIDED HOSES  
CAT NO. 6417 | MRP : 3980



PILLAR COCK WITH EXTENSION BODY  
CAT NO. 6420 | MRP : 3015



WALL MIXER WITH BEND FOR  
ARRANGEMENT OF OVERHEAD SHOWER  
CAT NO. 6411 | MRP : 6140



WALL MIXER WITH CRUTCH FOR  
ARRANGEMENT OF TELEPHONIC SHOWER  
CAT NO. 6412 | MRP : 6140



WALL MIXER 3 IN 1 WITH PROVISION FOR BOTH  
TELEPHONIC & OVERHEAD SHOWER  
CAT NO. 6413 | MRP : 6725



FLUSH COCK WITH WASHER SYSTEM HEAVY  
AND ADJUSTABLE WALL FLANGE (25MM)  
CAT NO. 6414 | MRP : 2520



SINGLE LEVER BASIN MIXER WITH  
450MM BRAIDED HOSES  
CAT NO. 6415 | MRP : 4675



SINGLE LEVER BASIN MIXER WITH EXTENSION  
BODY WITH 450MM BRAIDED HOSES  
CAT NO. 6416 | MRP : 5815



SINGLE LEVER CONCEALED DIVERTOR  
UPPER PARTS (HANDLE + FLANGE + SLEEVE)  
CAT NO. 6418 | MRP : 2630



HIGH FLOW SINGLE LEVER CONCEALED DIVERTOR  
UPPER PARTS (HANDLE + FLANGE + SLEEVE)  
CAT NO. 6419 | MRP : 3350



# SIGNET

COLLECTION (15MM CARTRIDGE)



BIB COCK WITH WALL FLANGE  
CAT NO. 5901 | MRP : 1535



PILLAR COCK  
CAT NO. 5902 | MRP : 1640



ANGULAR STOP COCK WITH WALL FLANGE  
CAT NO. 5903 | MRP : 1425



BIB COCK LONG BODY WITH WALL FLANGE  
CAT NO. 5904 | MRP : 1725



2 WAY BIB COCK WITH WALL FLANGE  
CAT NO. 5905 | MRP : 2475




CONCEALED STOP COCK, EXTRA HEAVY BODY  
WITH ADJUSTABLE WALL FLANGE  
CAT NO. 5906 | MRP : 1830




SINK COCK WITH REG. SWINGING SPOUT  
WITH WALL FLANGE (W/M)  
CAT NO. 5907 | MRP : 2595



SINK COCK WITH REG. SWINGING SPOUT  
(T/M SWAN NECK)  
CAT NO. 5908 | MRP : 2750



SINK MIXER WITH  
REGULAR SWING SPOUT (W/M)  
CAT NO. 5909 | MRP : 5290




WALL MIXER NON TELEPHONIC  
CAT NO. 5910 | MRP : 4905



CENTRAL HOLE BASIN MIXER WITH REGULAR  
SPOUT WITH 450MM BRAIDED HOLES  
CAT NO. 5927 | MRP : 5415



WALL MIXER WITH BEND FOR  
ARRANGEMENT OF OVERHEAD SHOWER  
CAT NO. 5911 | MRP : 6485



WALL MIXER WITH CRUTCH FOR  
ARRANGEMENT OF TELEPHONIC SHOWER  
CAT NO. 5912 | MRP : 6485



WALL MIXER 3 IN 1 WITH PROVISION FOR BOTH  
TELEPHONIC & OVERHEAD SHOWER  
CAT NO. 5913 | MRP : 6880



PILLAR COCK WITH EXTENSION BODY  
CAT NO. 5922 | MRP : 4030



FLUSH COCK WITH WASHER SYSTEM / QUARTER  
TURN AND ADJUSTABLE WALL FLANGE (25MM)  
CAT NO. 5914-5915 | MRP : 2765



SINGLE LEVER CONCEALED DIVERTOR / HIGH FLOW  
UPPER PARTS (HANDLE + FLANGE + SLEEVE)  
CAT NO. 5918 | MRP : 2645  
CAT NO. 5919 | MRP : 3370



HIGH PRESSURE FLUSH COCK (WAVES) 36MM  
(CERAMIC CARTRIDGE) & ADJUSTABLE WALL FLANGE  
CAT NO. 5916 | MRP : 3190



SINGLE LEVER BASIN MIXER WITH 450MM  
BRAIDED HOSES / EXTENSION BODY  
CAT NO. 5917 | MRP : 7505  
CAT NO. 5929 | MRP : 10335



SINGLE CONCEALED STOP COCK WITH  
BASIN SPOUT (ONE PIECE COMPOSITE BODY)  
CAT NO. 5928 | MRP : 4080



SINGLE LEVER BASIN MIXER  
WALL MOUNTED  
CONCEALED BODY (NEW)  
CAT NO. 5923 | MRP : 7435





# FUSSION

COLLECTION (20MM CARTRIDGE)



BIB COCK WITH WALL FLANGE  
CAT NO. 6201 | MRP : 1820



PILLAR COCK  
CAT NO. 6202 | MRP : 2150



ANGULAR STOP COCK WITH WALL FLANGE  
CAT NO. 6204 | MRP : 1340



BIB COCK LONG BODY WITH WALL FLANGE  
CAT NO. 6205 | MRP : 2090



CONCEALED STOP COCK, EXTRA HEAVY BODY  
WITH ADJUSTABLE WALL FLANGE  
CAT NO. 6206 | MRP : 1880




SINK COCK WITH REGULAR SWINGING SPOUT  
WITH WALL FLANGE (W/M)  
CAT NO. 6207 | MRP : 2645



SINK COCK WITH REG. SWINGING SPOUT  
WITH WALL FLANGE (T/M-SWAN NECK)  
CAT NO. 6208 | MRP : 2690



CENTRAL HOLE BASIN MIXER WITH REGULAR  
SPOUT WITH 450MM BRAIDED HOSES  
CAT NO. 6209 | MRP : 4195



WALL MIXER REG. SWINGING SPOUT (W/M)  
CAT NO. 6210 | MRP : 4870



WALL MIXER NON TELEPHONIC  
CAT NO. 6213 | MRP : 4845



WALL MIXER WITH BEND FOR  
ARRANGEMENT OVERHEAD SHOWER  
CAT NO. 6214 | MRP : 6695



WALL MIXER WITH CRUTCH FOR  
ARRANGEMENT OF TELEPHONIC SHOWER  
CAT NO. 6215 | MRP : 6695



WALL MIXER 3 IN 1 WITH PROVISION FOR  
TELEPHONIC & OVERHEAD SHOWER  
CAT NO. 6216 | MRP : 7000



FLUSH COCK WITH WASHER SYSTEM  
AND ADJUSTABLE WALL FLANGE (25MM)  
CAT NO. 6217 | MRP : 2670



HIGH PRESSURE FLUSH COCK (WAVES) 36MM  
(CERAMIC CARTRIDGE) & ADJUSTABLE WALL FLANGE  
CAT NO. 6218 | MRP : 3295



PILLER COCK WITH EXTENSION BODY  
CAT NO. 6203 | MRP : 2730



SINGLE LEVER BASIN MIXER/EXTENSION BODY  
WITH 450MM BRAIDED HOSES  
CAT NO. 6219 | MRP : 3835  
CAT NO. 6220 | MRP : 4810



SINGLE LEVER CONCEALED DIVERTOR / HIGH FLOW  
UPPER PARTS (HANDLE + FLANGE + SLEEVE)  
CAT NO. 6221 | MRP : 2510  
CAT NO. 6222 | MRP : 3220



# WATER BASE COLLECTION



BIB COCK REGULAR BODY WITH WALL FLANGE  
CAT NO. 6001 | MRP : 1890



BIB COCK LONG BODY WITH WALL FLANGE  
CAT NO. 6002 | MRP : 2325



PILLAR COCK HIGH NECK  
CAT NO. 6005 | MRP : 3210



PILLAR COCK SUPER HIGH NECK  
CAT NO. 6006 | MRP : 3665



PILLAR COCK SHORT NECK  
CAT NO. 6003 | MRP : 1890



PILLAR COCK LONG NECK  
CAT NO. 6004 | MRP : 2325



# SPOUT COLLECTION



BATH TUB SPOUT WITH WALL FLANGE  
CAT NO. 5003 | MRP : 1445



BATH TUB SPOUT WITH BUTTON  
ATTACHMENT FOR TELEPHONIC SHOWER  
CAT NO. 5004 | MRP : 2150



BATH TUB SPOUT WITH FLANGE  
CAT NO. 6317 | MRP : 1165



BATH TUB SPOUT WITH BUTTON  
ATTACHMENT FOR TELEPHONIC SHOWER  
CAT NO. 6318 | MRP : 1700



BATH TUB SPOUT WITH WALL FLANGE  
CAT NO. 6125 | MRP : 1735



BATH TUB SPOUT WITH WALL BUTTON  
ATTACHMENT FOR TELEPHONIC SHOWER  
CAT NO. 6126 | MRP : 2410



BATH TUB SPOUT WITH WALL FLANGE  
CAT NO. 6211 | MRP : 1660



BATH TUB SPOUT WITH BUTTON  
ATTACHMENT FOR TELEPHONIC SHOWER  
CAT NO. 6212 | MRP : 2490



# SHOWER COLLECTION



OVERHEAD SHOWER ABS WITH ARM & FLANGE  
CAT NO. 5022 | MRP : 755



OVERHEAD SHOWER WITH ARM & FLANGE  
CAT NO. 5024 | MRP : 860



OVERHEAD SHOWER WITH ARM & FLANGE  
CAT NO. 5028 | MRP : 820



OVERHEAD SHOWER ABS (4X4)  
WITH ARM & FLANGE (NEW)  
CAT NO. 5032 | MRP : 860



OVERHEAD SHOWER WITH ARM & FLANGE  
CAT NO. 5920 | MRP : 1070



TELEPHONE SHOWER WITH 1.5 MTR TUBE  
AND HOLDER  
CAT NO. 5025 | MRP : 1435



TELEPHONE SHOWER WITH 1.5 MTR. TUBE  
AND HOLDER  
CAT NO. 5921 | MRP : 1200



HAND SHOWER  
WITH 1.5 MTR TUBE & HOLDER  
CAT NO. 6224 | MRP : 1255



# ALLIED

COLLECTION



HIGH FLOW SINGLE LEVER CONCEALED DIVERTOR COMPLETE (45MM CARTRIDGE)  
CAT NO. 5001 | MRP : 6355



SINGLE LEVER CONCEALED DIVERTOR COMPLETE (40MM CARRIDGE)  
CAT NO. 5040 | MRP : 5225



METROPOLE FLUSH VALVE CONCEALED BODY WITH CONTROL COCK (40 MM)  
CAT NO. 5002 | MRP : 4385



SINGLE LEVER CONCEALED DIVERTOR BODY (40MM CARTRIDGE + TIPTON)  
CAT NO. 5034 | MRP : 4120



HIGH FLOW SINGLE LEVER CONCEALED DIVERTOR BODY (45MM CARTRIDGE + TIPTON)  
CAT NO. 5035 | MRP : 4455



PRESSMATIC WALL MOUNTED BASIN TAP WITH SQUARE FLANGE (AUTO CLOSING)  
CAT NO. 5007 | MRP : 2695



WASTE COUPLING (32MM) FULL THREAD  
CAT NO. 5012 | MRP : 390



BOTTLE TRAP  
CAT NO. 5013 | MRP : 1320



BIDET SPRAY (HEALTH FAUCET) WITH 1MTR. TUBE & HOOK  
CAT NO. 5033 | MRP : 1070



FLORA BIDET SPRAY WITH 1 MTR. TUBE & HOOK  
CAT NO. 5037 | MRP : 880



SLIM LINE BIDET SPRAY WITH 1 MTR. TUBE & HOOK  
CAT NO. 5039 | MRP : 915



# WARRANTY

## INSTRUCTION

The product is warranted by **GANGA INDUSTRIES** to be free of defects in cartridge for a period of 7 years from the date of purchase. During this period and under normal use, if the cartridge is found to be of faulty manufacture, the same will be replaced upon proof of purchase, at out option, without charge part will be replaced from show-room where you bought product.



### GENERAL INSTRUCTION

To preserve surface finish and aesthetics of your baht fittings.

- Clear the fittings regularly with a moist cloth, normal soap water / diluted vinegar and pat it dry. Use chalk powder to remove scaling/stains.
- Do not use scrubbers, harsh washing powder, phenyls or harsh cleaning chemicals.
- White fixing, do not scratch/damage the fittings by means of tools or spanners.
- Cover the fittings after they have assembled. e. Fitting to regularly & regorously maintained in case of poor water quality.
- Continuous usage of air fresheners, deodorants, after shave, etc. in bathroom with poor ventilation, will alter the gloss & finish of the fittings over a period of time.
- Aerotors & flow regulators of faucets & mixers have to cleaned regularly to remove accumulation of salts /minerals, dirt/impurities.
- Leftover of building materials, dirt/impurities to be flushed out from the plumbing line before fixing the fittings.
- For ideal working of plubing fixtures, minimum & maximum water pressure to be 0.7 bar & 2.5 bar respectively.

### LIMITATIONS & EXCLUSIONS

The warranty will be void and not valid, and GANGA INDUSTRIES will have no liability if

- The product is not installed, operated or maintained and serviced in compliance with the printed instructions and recommendations of GANGA INDUSTRIES for trouble free fittings.
- Modifications, repairs or service are made to the product, nature of the product/logo has been altered, defaced or removed, or the warranty card has been altered.
- Problems arising from normal wear and tear, improper maintenance or improper use/application of product or components of the same or use of poor/bad quality of water.
- The product has been installed and operated outside its designated plumbing conditions and parameters.

### NOTES

- Company reserves the right or alter or change product design or material in view improvements without prior notice.
- Warranty is only applicable on cartridge and not applicable on any other part of faucet.
- Plumber service will be chargeble & as per availability.
- Subject to Rajkot Jurisdiction.



# PARTS OF FAUCET



### Quarter Turn Fitting:

We use the top-class Ceramic Cartridge in the world, which is with fine quality for unvarying using with quality guaranteed through 100% Water tightness tested under water pressure. The rigidity of the cartridge are high, Even under using condition with unstable water pressure, performing life 5,00,0000 operating times are guaranteed.

All the metal parts of the internal cartridge, are made of extruded brass rod ensuring flawless performance for a longer period.

### Features:

- Standard : 1/2", 3/4" and different length
- Main Material : Brass
- Ceramic Material : AL2O3 97%
- Water Pressure : 0.4 Mpa.

Specially designed Ceramic Disc Cartridge of 47mm dia ensures 15-20% increase in water flow even at low pressure.

### Feature:

- Maximum Opening Angle : 25o
- Maximum Rotating Angle : 100o
- Tightening Torque of Nut : 8-12 N-m
- Temperature of Cold Water : 10oC
- Temperature of Hot Water : 75oC
- Water Pressure : 0.3 Mpa.

Specially designed for new shape. It have a good water delivery at any pressure, good handling and working as well, Still after many years.

### Installation of Cartridge:

- Maximum Hot Water Temperature 80oC,
- Maximum Cold Water Temperature 10oC
- Water Pressure Minimum 0.1 bar, Maximum : 10 bar

### Ceramic Disc Specification:

- 95% Alumina | 75-85 Hardness R45N | 0% Open Porosity
- Operating Temperature is 5oC to 80oC Maximum.
- Internal part of cartridge along with housing made of extruded forged brass.
- Uniform Water passage is as per standard specification.
- For all range free of cost after sales services is provided by the company for 7 years for company fault only.
- Ganga use world class quality NEOPERL - Aerator for best water flow.

*Customers' Faith Is The Greatest Award...*

THESE ARE WHAT DEFINES A  
**TRUSTED BRAND**  
AWARDS & CERTIFICATES





# QUALITY POLICY

## Quality Policy:

Glimpse is committed for achieving "Total Customer Satisfaction" through.

1. Consistently supplying quality products to our valued customers in time.
2. Continually improving the quality standards by implementing process control and prevention techniques.
3. Improving manufacturing facilities.
4. Complying with Government and Safety regulations.
5. Continually improve the effectiveness of quality management system.

## Quality Objective :

1. Consistently reduce the customer complaints.
2. Consistently reduce the cost of product manufacturing.
3. Consistently reduce rejection, rework and process variations.
4. Improve product and process performance.

## Basic Raw Material :

Particulars	As per Standard	Glimpse Products
Copper	58.63%	58-61%
Lead	0.5-2.5%	1.8-2.3%
Tin	0.0-1.0%	0.2-0.4%
Nickel	0.0-1.0%	0.2-0.4%
Iron	0.0-0.8%	0.1-0.4%
Aluminum	0.0-0.8%	0.3-0.3%
Manganese	0.0-0.5%	0.06-0.07%
Zinc	Balance	Balance

## Nickel Chromium Thickness :

Physical Properties	Observed
Shore Hardness "A"	70-80
Tensile Strength Kg/CM <sup>2</sup>	180-190
Elongation %	350-400
Specify Gravity	1.20-1.25
Compression Set %	19-22

## Nickel Chromium Thickness :

Particulars	As per Standard	Glimpse Products
Nickel 10 Micron	10 to Micron	13 to 14 Micron
Chromium	0.3 Micron	0.3 to 0.7 Micron



Scan to visit us :



**Mfg. By:**

**GANGA INDUSTRIES**

Survey No. 121, Nr. Vraj Industrial Estate, Veraval (Shapar), Pin:360024

Dist.: Rajkot (Gujarat) INDIA. **Customer Care No.:** 76000 58000

**E-mail:** info@glimpsefaucets.com.com | **Web:** www.glimpsefaucets.com

